

Bicyclic guanidine-catalyzed enantioselective phospho-Michael reaction: synthesis of chiral β -aminophosphine oxides and β -aminophosphines†

Xiao Fu, Zhiyong Jiang and Choon-Hong Tan*

Received (in Cambridge, UK) 28th August 2007, Accepted 20th September 2007

First published as an Advance Article on the web 1st October 2007

DOI: 10.1039/b713151h

Chiral bicyclic guanidine has been found to catalyze the phospho-Michael reactions of diaryl phosphine oxide to nitroalkenes with high enantioselectivities, offering a direct methodology to prepare chiral β -aminophosphine oxides and β -aminophosphines.

Chiral compounds containing P–C bonds have found important synthetic roles in metal-catalyzed¹ and organocatalytic reactions.² Such compounds are typically prepared using enantiopure starting materials, chiral auxiliaries or by resolution of the racemic phosphines.³ Successful catalytic methods include the synthesis of chiral α -amino phosphonic acids *via* the hydrophosphonylation of imines with dialkyl phosphites [(RO)₂P(O)H].⁴ Catalysts such as lanthanoid–potassium–BINOL complexes,⁵ quinine,⁶ thiourea,⁷ and chiral phosphoric acid⁸ were employed. It is also possible to conduct catalytic asymmetric hydrophosphination of alkenes with secondary phosphines (R₂PH) using organonickel complexes⁹ or bifunctional *Cinchona* alkaloid.¹⁰ Recently, hydrophosphination of α,β -unsaturated aldehydes with secondary phosphines were achieved with an iminium-ion strategy using chiral protected diarylprolinols.¹¹

The direct addition of P(O)–H bonds (dialkyl phosphites or dialkyl phosphine oxides [R₂P(O)H]) across activated alkenes is one of the most convenient routes to generate P–C bonds.¹² Synthetically useful examples have utilized chiral phosphite,¹³ *P*-chiral phosphine oxides¹⁴ or chiral α,β -unsaturated amides¹⁵ as acceptors. Strong inorganic bases such as LDA, *n*BuLi or NaH were generally used and these are sometimes described as phospho-Michael reactions. A quinine-catalyzed version were recently attempted with diphenyl phosphite and nitroalkenes.¹⁶

Phospho-Michael reactions can be effectively catalyzed by a strong organic Brønsted base such as guanidine.¹⁷ The donors, dialkyl phosphites or dialkyl phosphine oxides, are in equilibrium with their σ^3,λ^3 -tautomers,^{6b,8,18} (RO)₂P(OH) and R₂P(OH). In the presence of guanidine, the equilibrium is likely to favor the active intermediate, the σ^3,λ^3 -tautomers. Chiral guanidines and guanidinium salts are excellent enantioselective catalysts for a variety of reactions¹⁹ including Strecker, Diels–Alder and Michael reactions.²⁰ Thus, we envisioned an enantioselective phospho-Michael reaction using chiral guanidines.

Department of Chemistry, 3 Science Drive 3, National University of Singapore, Singapore, 117543. E-mail: chmtanch@nus.edu.sg

† Electronic supplementary information (ESI) available: Experimental section. See DOI: 10.1039/b713151h

We found that with 10 mol% of chiral bicyclic guanidine **1**, the addition of diphenyl phosphine oxide **2a** to β -nitrostyrene proceeded smoothly in various solvents (Table 1, entries 1–3). Moderate enantioselectivities were obtained which improved when ether type solvents were used (entries 4–6). Diethyl ether gave the best results, providing the adduct **3a** in 60% ee (entry 7). Subsequently, a series of diaryl phosphine oxides **2a–f**, with a variety of substituents were tested (Table 2, entries 2–4); the enantioselectivities obtained were similar to diphenyl phosphine oxide **2a**. Di(1-naphthyl)- and di(2-naphthyl)phosphine oxides, **2e** and **2f** (entries 5 and 6) were also evaluated; enantioselectivities of 65 and 82% were obtained respectively. Most adducts except **3d** are crystalline and we were able to improve the optical purity of all adducts to >90% ee after a single recrystallization from MeOH or *t*BuOMe–CH₂Cl₂.

The reaction between di(1-naphthyl) phosphine oxide **2f** and β -nitrostyrene can be further optimized to 91% ee by decreasing the reaction temperature to –40 °C (Table 3, entry 1). Using the optimized conditions, the addition of **2f** to various aryl nitroalkenes were investigated (entries 2–9). Adducts **4a–c** were obtained using *o*-, *m*- and *p*-chloro substituted aryl nitroalkenes (entries 2–4). High yields and high ees were obtained; showing that substitution pattern on the aryl ring would not affect the enantioselectivity. Other substrates containing bromo, nitro and methyl substituents (entries 5–8) also gave good results. Most substrates required only 12 h or less of reaction time, but the bulky (*E*)-2-(2-nitrovinyl)naphthalene (entry 9) required >36 h for the reaction to be complete. The optical purity of most adducts **3f** and

Table 1 Chiral bicyclic guanidine-catalyzed phospho-Michael reactions of β -nitrostyrene

Entry	Solvent	<i>t</i> /h	Yield ^a (%)	ee ^b (%)
1	CH ₃ CN	1	91	12
2	CH ₂ Cl ₂	4	54	30
3	Toluene	0.5	82	40
4	<i>t</i> -BuOMe	15	79	30
5 ^c	<i>p</i> -Dioxane	27	60	40
6	THF	1	85	45
7	Et ₂ O	13	64	60

^a Isolated yield. ^b Determined by HPLC. ^c Reaction performed at rt.

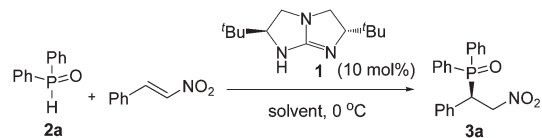
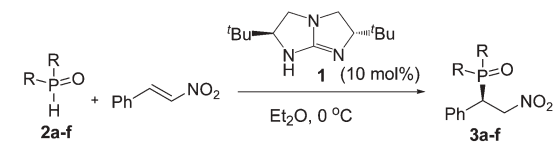


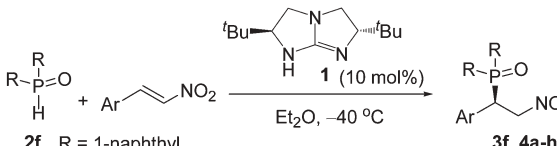
Table 2 Chiral bicyclic guanidine-catalyzed phospho-Michael reactions with various diaryl phosphine oxides



Entry	2 [R]	Adduct	t/h	Yield ^a (%)	ee ^b (%)
1	2a [Ph]	3a	13	64	60 (96)
2	2b [4-FC ₆ H ₄]	3b	14	92	60 (>99)
3	2c [4-PhC ₆ H ₄]	3c	40	85	50 (91)
4 ^c	2d [2-EtC ₆ H ₄]	3d	40	77	75 ^d
5	2e [2-naphthyl]	3e	6	92	65 (99)
6	2f [1-naphthyl]	3f	8	95	82

^a Isolated yield. ^b Chiral HPLC; ee in parentheses was obtained after single recrystallization. ^c Reaction performed at -40 °C. ^d Adduct is a liquid.

Table 3 Chiral bicyclic guanidine-catalyzed phospho-Michael reactions of aryl nitroalkenes

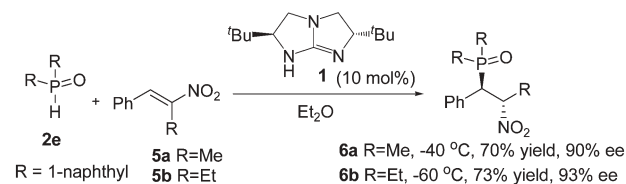


Entry	Ar	Adduct	t/h	Yield ^a (%)	ee ^b (%)
1	Ph	3f	36	94	91 (95)
2	4-ClC ₆ H ₄	4a	12	94	96 (>99)
3	3-ClC ₆ H ₄	4b	12	96	90 (95)
4	2-ClC ₆ H ₄	4c ^c	12	98	93 (99)
5	4-BrC ₆ H ₄	4d	12	99	93 (>99)
6	3-NO ₂ C ₆ H ₄	4e	12	95	96 (96)
7	2-NO ₂ C ₆ H ₄	4f	12	99	96 ^d
8	4-MeC ₆ H ₄	4g	16	90	90 (96)
9	2-naphthyl	4h	36	75	92 (92)

^a Isolated yield. ^b Chiral HPLC; ee in parentheses was obtained after single recrystallization from hexane and CH₂Cl₂. ^c The absolute configuration was determined through X-ray crystallographic analysis of **4c**. ^d Recrystallization did not work.

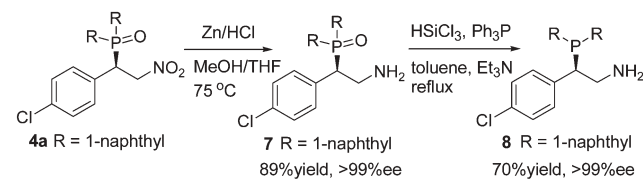
4a-h can be further enhanced with a single crystallization. Excellent optical purity (>99% ee) can be obtained for several samples. For highly crystalline adducts (**4a**, **4c** and **4d**), a more convenient and practical protocol was developed for their synthesis. At 0 °C, the reactions of these substrates were completed within 3 h. The reaction mixture was left standing in the -80 °C freezer overnight. Adducts with excellent ee (>99%) and yield of 70–90% can be obtained by simple filtration and no further purification was needed.

The diastereoselectivity of this reaction were investigated using two tri-substituted nitroalkenes, (*E*)-β-methyl-β-nitrostyrene **5a** and (*E*)-β-ethyl-β-nitrostyrene **5b**, which was prepared from nitroethane and nitropropane respectively (Scheme 1). Using di(1-naphthyl) phosphine oxide **2f** as the donor, good diastereometric ratios (dr) of 95 : 5 were observed (see ESI† for relative stereochemistry determination). Good enantioselectivities of 90 and 93% ee were obtained for adducts **6a** and **6b** respectively.



Scheme 1 Phospho-Michael reaction between phosphine oxide and trisubstituted nitroalkenes.

This reaction is an attractive strategy for the synthesis of optically active α-substituted β-aminophosphine oxides. These chiral phosphine oxides can be investigated as catalysts for allylation and ring opening reactions of *meso*-epoxides²¹ or as ligands in metal-catalyzed reactions.²² However, it is the potential to prepare novel α-substituted β-aminophosphines as P,N-ligands²³ for metal-catalyzed reactions that is particularly exciting. These ligands will be complementary to the α-aminophosphines, which are readily prepared from amino acids.²⁴ The β-aminophosphine oxide **7** can be obtained by the selective reduction of the nitro group using zinc in acidic conditions (Scheme 2). The optical activity was found to remain at >99% ee. β-Aminophosphines oxide **7** can be further reduced to β-aminophosphines **8** using trichlorosilane with no loss in optical activity (determined by converting **8** back to **7** using H₂O₂).



Scheme 2 Synthesis of chiral β-aminophosphine oxides and β-aminophosphines.

In summary, we have disclosed the first catalytic asymmetric phospho-Michael reaction between diaryl phosphine oxide and nitroalkenes. This is a direct and atom economical method to synthesize chiral α-substituted β-phosphine oxides and β-aminophosphines. These novel aminophosphines are potentially useful as organocatalysts and ligands in metal-catalyzed reactions.

We are grateful for financial supports (grant No. R-143-000-222-112) and a scholarship (to X. F.) from National University of Singapore. We also thank the Medicinal Chemistry Program for their financial support.

Notes and references

† Standard bicyclic guanidine catalyzed reactions between diaryl phosphine oxide and nitroalkenes: To a 50 ml RBF containing catalyst **1** (1.8 mg, 0.008 mmol, 10 mol%) and a stirring bar, di(1-naphthyl) phosphine oxide **2f** (24.2 mg, 0.08 mmol) and anhydrous diethyl ether (25 ml), were added in this sequence and stirred at -40 °C for 1 h. 4-Chloro-β-nitrostyrene (73.4 mg, 0.4 mmol, 5 eq.) was added to the reaction mixture and stirred at -40 °C for 12 h. Solvent was removed from the reaction mixture and loaded onto a short silica gel column. This was followed by flash chromatography (gradient elution with hexane-EA mixtures; 10 : 1 to 2 : 1). Adduct **4a** (36.5 mg) was obtained as a white solid in 94% yield and 96% ee.

Crystal data for **4c**: CCDC 659170. For crystallographic data in CIF or other electronic format see DOI: 10.1039/b713151h

- 1 (a) W. Tang and X. Zhang, *Chem. Rev.*, 2003, **103**, 3029–3069; (b) K. V. L. Crépy and T. Imamoto, *Top. Curr. Chem.*, 2003, **229**, 1–40.
- 2 (a) X. Lu, C. Zhang and Z. Xu, *Acc. Chem. Res.*, 2001, **34**, 535–544; (b) J. L. Methot and W. R. Roush, *Adv. Synth. Catal.*, 2004, **346**, 1035–1050.
- 3 K. M. Pietrusiewicz and M. Zablocka, *Chem. Rev.*, 1994, **94**, 1375–1411.
- 4 H. Gröger and B. Hammer, *Chem.–Eur. J.*, 2000, **6**, 943–948.
- 5 H. Sasai, S. Arai, Y. Tahara and M. Shibasaki, *J. Org. Chem.*, 1995, **60**, 6656–6657.
- 6 (a) H. Wynberg and A. A. Smaardijk, *Tetrahedron Lett.*, 1983, **24**, 5899–5900; (b) D. Pettersen, M. Marcolini, L. Bernardi, F. Fini, R. P. Herrera, V. Sgarzani and A. Ricci, *J. Org. Chem.*, 2006, **71**, 6269–6272.
- 7 G. D. Joly and E. N. Jacobsen, *J. Am. Chem. Soc.*, 2004, **126**, 4102–4103.
- 8 T. Akiyama, H. Morita, J. Itoh and K. Fuchibe, *Org. Lett.*, 2005, **7**, 2583–2585.
- 9 (a) A. D. Sadow and A. Togni, *J. Am. Chem. Soc.*, 2005, **127**, 17012–17024; (b) A. D. Sadow, I. Haller, L. Fadini and A. Togni, *J. Am. Chem. Soc.*, 2004, **126**, 14704–14705.
- 10 G. Bartoli, M. Bosco, A. Carlone, M. Locatelli, A. Mazzanti, L. Sambri and P. Melchiorre, *Chem. Commun.*, 2007, 722–724.
- 11 (a) A. Carlone, G. Bartoli, M. Bosco, L. Sambri and P. Melchiorre, *Angew. Chem., Int. Ed.*, 2007, **46**, 4504–4506; (b) I. Ibrahim, R. Rios, J. Vesely, P. Hammar, L. Eriksson, F. Himo and A. Córdova, *Angew. Chem., Int. Ed.*, 2007, **46**, 4507–4510.
- 12 (a) D. Enders, A. Saint-Dizier, M.-I. Lannou and A. Lenzen, *Eur. J. Org. Chem.*, 2006, 29–49; (b) M. Tanaka, *Top. Curr. Chem.*, 2004, **232**, 25–54.
- 13 (a) L. Tedeschi and D. Enders, *Org. Lett.*, 2001, **3**, 3515–3517; (b) D. Enders, L. Tedeschi and J. W. Bats, *Angew. Chem., Int. Ed.*, 2000, **39**, 4605–4607.
- 14 R. K. Haynes, W. W.-L. Lam and L.-L. Yeung, *Tetrahedron Lett.*, 1996, **37**, 4729–4732.
- 15 (a) G. Castlot-Deliencourt, X. Pannecoucke and J.-C. Quirion, *Tetrahedron Lett.*, 2001, **42**, 1025–1028; (b) G. Castlot-Deliencourt, E. Roger, X. Pannecoucke and J.-C. Quirion, *Eur. J. Org. Chem.*, 2001, 3031–3038.
- 16 J. Wang, L. D. Heikkinen, H. Li, L. Zu, W. Jiang, H. Xie and W. Wang, *Adv. Synth. Catal.*, 2007, **349**, 1052–1056.
- 17 (a) Z. Jiang, Y. Zhang, W. Ye and C.-H. Tan, *Tetrahedron Lett.*, 2007, **48**, 51–54; (b) D. Simoni, F. P. Invidiata, M. Manferdini, I. Lampronti, R. Rondanin, M. Roberti and G. P. Pollini, *Tetrahedron Lett.*, 1998, **39**, 7615–7618; (c) while preparing this manuscript, we became aware, through personal communication, that Professor Masahiro Terada and co-workers have successfully developed a highly enantioselective addition reaction of diphenyl phosphite to nitroalkenes catalyzed by an axially chiral guanidine.
- 18 (a) G. O. Doak and L. D. Freedman, *Chem. Rev.*, 1961, **61**, 31–44; (b) I. Schlemminger, Y. Saida, H. Gröger, W. Maison, N. Durot, H. Sasai, M. Shibasaki and J. Martens, *J. Org. Chem.*, 2000, **65**, 4818–4825.
- 19 (a) R. Chinchilla, C. Nájera and P. Sánchez-Agulló, *Tetrahedron: Asymmetry*, 1994, **5**, 1393–1402; (b) M. S. Iyer, K. M. Gigstad, N. D. Namdev and M. Lipton, *J. Am. Chem. Soc.*, 1996, **118**, 4910–4911; (c) D. Ma and K. Cheng, *Tetrahedron: Asymmetry*, 1999, **10**, 713–719; (d) T. Isobe, K. Fukuda, Y. Araki and T. Ishikawa, *Chem. Commun.*, 2001, 243–244; (e) T. Ishikawa, Y. Araki, T. Kumamoto, H. Seki, K. Fukuda and T. Isobe, *Chem. Commun.*, 2001, 245–246; (f) T. Ishikawa and T. Isobe, *Chem.–Eur. J.*, 2002, **8**, 553–557; (g) D. Ma, Q. Pan and F. Han, *Tetrahedron Lett.*, 2002, **43**, 9401–9403; (h) J. C. McManus, T. Genski, J. S. Carey and R. J. K. Taylor, *Synlett*, 2003, 369–371; (i) Y. Sohtome, Y. Hashimoto and K. Nagasawa, *Adv. Synth. Catal.*, 2005, **347**, 1643–1648; (j) M. Terada, H. Ube and Y. Yaguchi, *J. Am. Chem. Soc.*, 2006, **128**, 1454–1455; (k) M. Terada, M. Nakano and H. Ube, *J. Am. Chem. Soc.*, 2006, **128**, 16044–16045.
- 20 (a) E. J. Corey and M. J. Grogan, *Org. Lett.*, 1999, **1**, 157–160; (b) W. Ye, D. Leow, S. L. M. Goh, C.-T. Tan, C.-H. Chian and C.-H. Tan, *Tetrahedron Lett.*, 2006, **47**, 1007–1010; (c) J. Shen, T. T. Nguyen, Y.-P. Goh, W. Ye, X. Fu, J. Xu and C.-H. Tan, *J. Am. Chem. Soc.*, 2006, **128**, 13692–13693.
- 21 (a) C. Ogawa, M. Sugiura and S. Kobayashi, *Angew. Chem., Int. Ed.*, 2004, **43**, 6491–6493; (b) M. Nakajima, S. Kotani, T. Ishizuka and S. Hashimoto, *Tetrahedron Lett.*, 2005, **46**, 157–159; (c) E. Tokuoaka, S. Kotani, H. Matsunaga, T. Ishizuka, S. Hashimoto and M. Nakajima, *Tetrahedron: Asymmetry*, 2005, **16**, 2391–2392.
- 22 Y. Hamashima, M. Kanai and M. Shibasaki, *J. Am. Chem. Soc.*, 2000, **122**, 7412–7413.
- 23 P. J. Guiry and C. P. Saunders, *Adv. Synth. Catal.*, 2004, **346**, 497–537.
- 24 (a) T. Hayashi, M. Fukushima, M. Konishi and M. Kumada, *Tetrahedron Lett.*, 1980, **21**, 79–82; (b) T. Hayashi, M. Konishi, M. Fukushima, K. Kanehira, T. Hioki and M. Kumada, *J. Org. Chem.*, 1983, **48**, 2195–2202.